

Every Woman Wants More Choices

Scheduling an appointment is easy.

CALL 515-226-9810

CLICK online at IowaRadiology.com

SCAN with your smart phone to go directly to scheduling page



Hours designed for your convenience.

General Business Hours

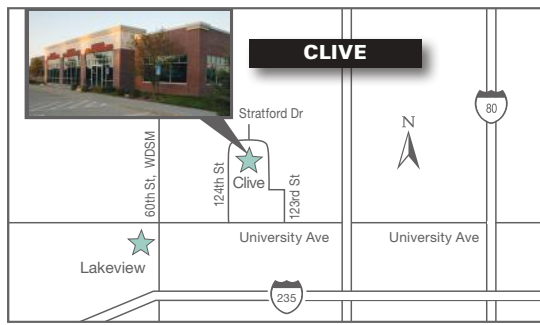
Monday - Friday 8am - 5pm

Saturday appointments available

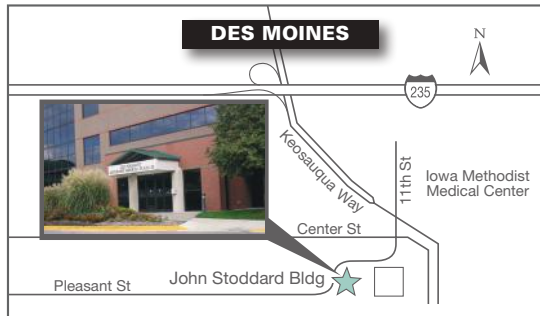
Location Ankeny Clive Downtown

Date

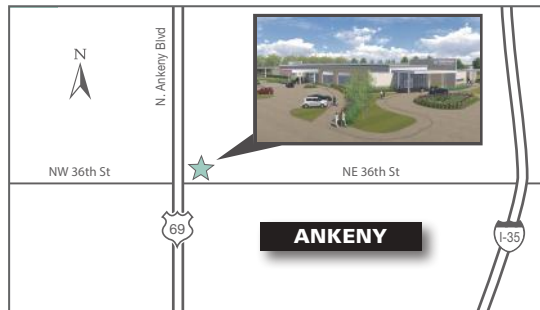
Time



Clive Office: 12368 Stratford Drive, Ste. 300 • Clive, IA 50325
From I-80, Exit west onto University Avenue. Turn north onto 124th Street. We are the second building on the east side of the road.



Downtown Location: 1221 Pleasant St., Ste. 350 • Des Moines, IA 50309
From I-235, Exit south on Keo Way. Follow hospital signs to Methodist Hospital. We are located in Suite 350 of the John Stoddard Building. (Free parking is available in the parking garage west of the building)



Ankeny Medical Park: North Ankeny Medical Park, 3625 N. Ankeny Blvd., Suite H., Ankeny, Iowa 50023
From I-35, Exit west on 36th St. (exit # 94). Go west approximately 1 1/2 miles and turn right (north) into the Unity Point Ankeny Medical Park. We are located inside of the Ankeny Medical Park on the northeast corner of Ankeny Blvd. and 36th Street.



Diagnostic & Preventative Imaging Center

515-226-9810 IowaRadiology.com



Digital Mammography



Diagnostic & Preventative Imaging Center

In Partnership With



515-226-9810 IowaRadiology.com

Our Focus is Your Good Health



What is Low Dose 3D Mammography?

At Iowa Radiology we're proud to offer the best in current mammography technology – low dose 3D mammography. While delivering about the same dose as traditional 2D mammography, this process allows our radiologists to see breast tissue that would otherwise be hidden by other structures and examine areas of interest more closely for accurate results. A 2014 study found that 3D mammography (otherwise known as breast tomosynthesis) increased detection of invasive breast cancers by 41% over traditional digital mammography alone while decreasing the number of patients called back for follow up procedures by 17% (Friedwald et al. "Breast Cancer Screening Using Tomosynthesis in Combination with Digital Mammography." JAMA 25 June 2014).

What to Expect

During your mammogram, your breast will be compressed while the x-ray arm makes a quick arc taking a series of images at a number of angles. 2D and 3D images are obtained simultaneously. With tomosynthesis, additional compression and adjustment of the breast is not required.

In some cases you may be asked to come back for additional imaging such as a diagnostic mammogram or ultrasound.

What You Need to Know

- Do NOT use deodorant or perfume before your appointment
- Plan for a 30 minute visit
- If your last mammogram was not performed at Iowa Radiology, please let your scheduler know.

The reasons to choose low dose 3D mammography include:

- Doctors can find smaller masses sooner – especially if you have dense breast tissue.
- Heightened detail can detect cancer earlier.
- Less radiation dose.
- Reduced additional testing needed.

Thank you for choosing Iowa Radiology. In keeping with our commitment to quality women's care, we were one of the first facilities in Iowa to offer digital mammography and low dose 3D mammography.

For women age 40 and over, an annual mammogram is the most important way to detect breast cancer in the earliest stages. Annual mammograms do not require a doctor referral and are generally covered by your insurance. Please check with your insurance.